

# **Richard Huish College Parent Hub**



Stay up to date with information about your son/daughter's attendance and progress and all the latest college news.

Timetable  
Attendance  
Punctuality  
Achievements  
And more...



## **Welcome to Richard Huish College's Parent Hub**

The Parent Hub provides parents, guardians and carers of our students access to information about their sons and daughters, including their timetable and attendance information.

Parent Portal is actively being developed and new features will be added in the future.

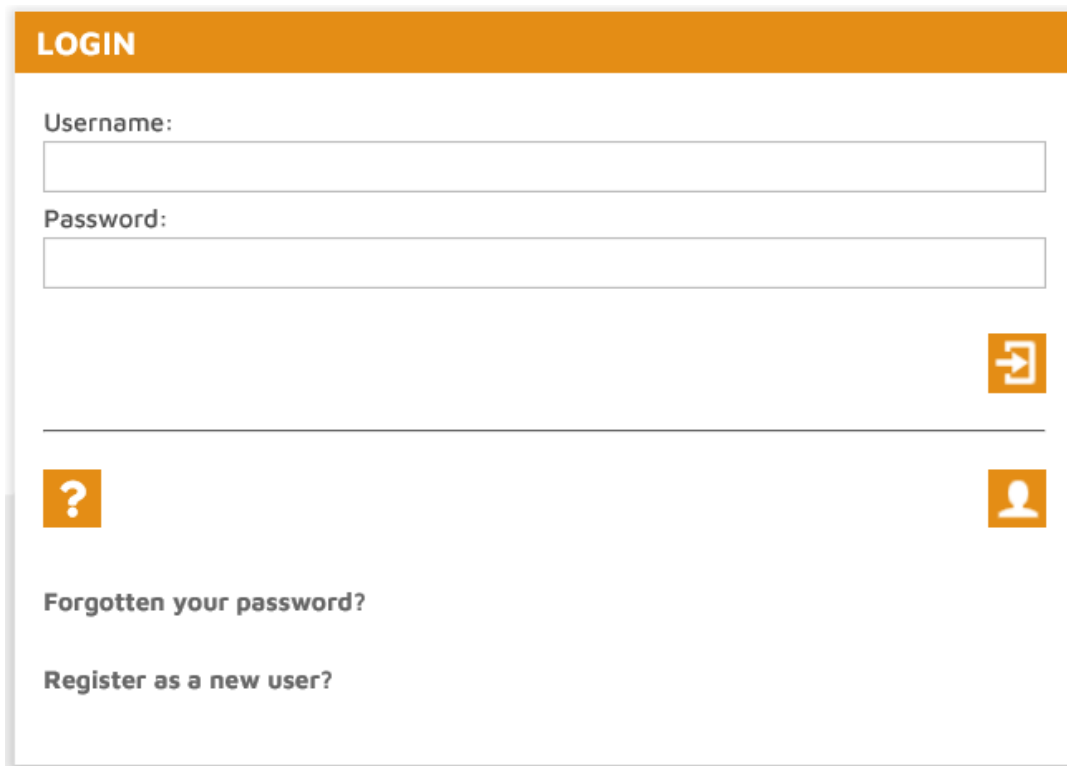
It is important that you check the available information and attendance data regularly to help enable us to support your son or daughter to progress, achieve and exceed their potential.



If you have any questions or need support in using the Parent Portal please feel free to email [portal@richuish.ac.uk](mailto:portal@richuish.ac.uk)

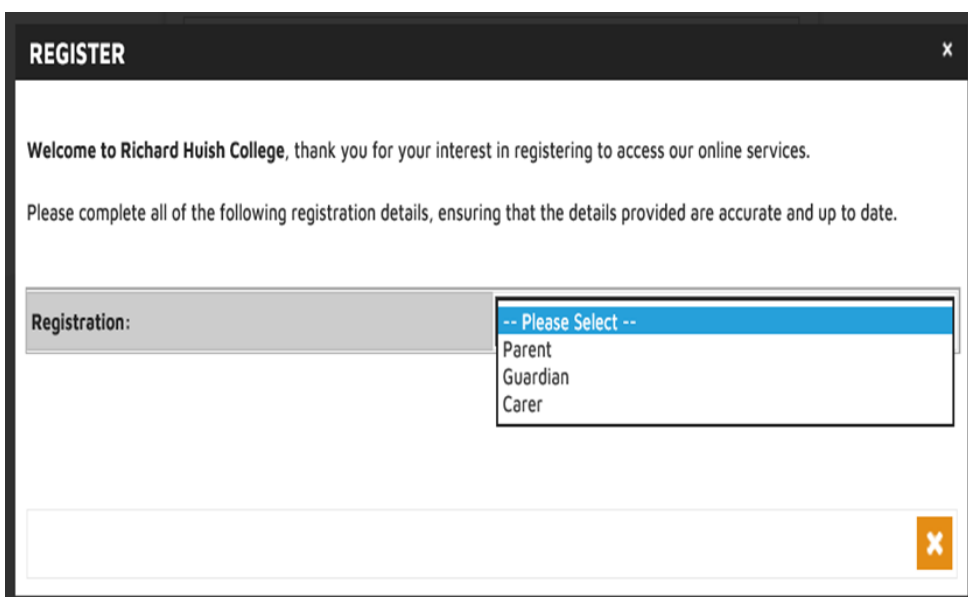
## How to sign up

To sign up to the Huish Hub Parent Portal website go to <https://parenthub.huish.ac.uk/>



The screenshot shows a login form with an orange header labeled "LOGIN". Below the header are two input fields: "Username:" and "Password:". To the right of the password field is a blue icon of a key. Below the input fields is a horizontal line. Underneath the line, on the left, is a blue square with a white question mark. On the right is a blue icon of a person. Below these are two links: "Forgotten your password?" and "Register as a new user?".

Select 'Register as a new user'



The screenshot shows a "REGISTER" pop-up window with a dark grey header and a close button (X) in the top right corner. The main content area is white and contains the following text: "Welcome to Richard Huish College, thank you for your interest in registering to access our online services." and "Please complete all of the following registration details, ensuring that the details provided are accurate and up to date." Below this text is a form with a label "Registration:" and a drop-down menu. The drop-down menu is open, showing the following options: "-- Please Select --", "Parent", "Guardian", and "Carer". At the bottom right of the form is a blue square with a white 'X' icon.

On the window that pops up, use the drop down to specify if you are the student's Parent, Guardian or Carer.

**REGISTER**
×

Welcome to Richard Huish College, thank you for your interest in registering to access our online services.

Please complete all of the following registration details, ensuring that the details provided are accurate and up to date.

**Registration:**

Parent

▼

**Email:\***

**Confirm Email:\***

**First Name:\***

**Last Name:\***

**Home Telephone**

**Mobile Telephone**

**Work Telephone**

	Reference	First Name	Last Name	Date of Birth
<b>Student(s):</b>				📅

Please note that by registering for this service you are accepting our appropriate usage policies, which are available upon request.

×
📄

Please complete the form that appears.

**It is important that you carefully and accurately enter your son or daughter's Student ID number.**

This can be found on their Student ID card.

Once your data has been submitted and the information provided has been verified, you will receive an email from [hub@richuish.ac.uk](mailto:hub@richuish.ac.uk) to confirm your Username and Password. Please note this can take up to 3 working days.

Once you have received your Account Activated email you can access your personal Parent Portal dashboard, by going to <https://parenthub.huish.ac.uk/> and log in using your Username and Password.

## Dashboard Overview

Once you have logged in you will see the screen below, your dashboard homepage.

1. The left panel shows a list of any students you have access to. You can click on their name or photo to go to their student profile.
2. The middle panel features the latest college news and important information. This is updated daily, in addition to this you can also visit our social media accounts for frequent news and updates.
3. The college calendar on the right panel is updated regularly and contains key dates such as term times and consultation evenings.

The dashboard is divided into three main vertical panels:

- PARENT PORTAL (Purple Header):** Displays a student profile with a placeholder photo, name (W\*\*\* G\*\*\*\*\*), ID (00 [redacted]), and course (CHI/20). It includes performance metrics: Attendance: 94% (orange dot) and Punctuality: 100% (green dot). A green progress bar is shown below. There are icons for a home page and a profile edit function.
- DAILY NEWS BULLETIN (Orange Header):** Features a large purple box with the text "Week A" and a search icon. To the right, it shows a weekly schedule: "W\*\*\* A" and "W\*\* 2\*\*\*\*\* i\* W\*\*\* A".
- CALENDAR (Blue Header):** Shows a calendar for October 2020. The current date is 02/10/2020. A message states: "There are no events to show for this date." There are icons for a calendar and a close function.

At the bottom left, there is a **QUICK LINKS (Purple Header)** section with links to Moodle, College Website, and Shop.

At the bottom right, there is a **NEWS FEED (Blue Header)** section with the text "BBC News - England".

## Student Profile – Details

By clicking on your son or daughter’s photo a window will load containing their personal profile.

The screenshot shows a web interface for a student profile. At the top, there is a navigation bar with tabs: Details, Classes, Timetable, Attendance, Exam Results, Exam Entries, and Progress Review. The 'Details' tab is selected. The profile is for a student named 'W\*\*\*\* G\*\*\*\*\* (0\*\*\*\*\*)'. On the left, there is a placeholder for a photo and two progress indicators: 'Attendance: 96%' with a green dot and 'Punctuality: 100%' with a green dot. Below these is a 'Progress' indicator with a red dot. The main content area is divided into two columns. The left column contains personal details: Name (W\*\*\*\* G\*\*\*\*\* (ferred name)), Gender (Male), Date Of Birth (\*\*\*\*-\*\*-\*\*\*\*), Age (17), Address (\*\*\*\*-\*\*\*\*-\*\*\*\*-\*\*\*\*-\*\*\*\*), Ethnicity (31 - English / Welsh / Scottish / Northern Irish / British), Language (ENG), Home Telephone (0\*\*\*\*\*), Mobile Telephone (0\*\*\*\*\*), Email (\*\*\*\*\*@\*\*\*\*\*.\*\*\*\*), and College Email (\*\*\*\*\*@\*\*\*\*\*.\*\*\*\*). The right column contains academic and administrative details: Mean GCSE Score (\*\*\*\*), Tutor Group (TUAL-T2-6A-CH/20), Tutor Name(s) (\*\*\*\*\*), Student Reference (0\*\*\*\*\*), Student Type (US), Candidate Number (1186), UCI Number (\*\*\*\*\*), ULN (\*\*\*\*\*), Date Of Admission (01/08/2019), School (\*\*\*\*\*), and Candidate (\*\*\*\*\*). At the bottom, there is a 'Parent Portal Access' section with a URL: \*\*\*\*\*.\*\*\*\*/parent-portal/\*\*\*\*\*.

This profile contains information on the details we hold about them, the courses they are enrolled on, their college classes, timetable, attendance, exam results on entry to the college and exams they are entered for.

Each of these sections can be accessed by clicking on the tabs along the top of the profile.

The student profile page gives you some additional information about your son or daughter such as their Tutor’s name and their college email address. If you notice that any information such as next of kin is out of date or incorrect please contact [cis@richuish.ac.uk](mailto:cis@richuish.ac.uk) who will be happy to help with amending this information.

## Student Profile - Classes

The Classes tab gives you a list of the courses your son or daughter is currently enrolled on at college.

STUDENT PROFILE - W\*\*\* G\*\*\*\*\* (O\*\*\*\*\*)

Details Classes Timetable Attendance Exam Entries

Description	Code	Level	Block	Start Date	Expected End Date	Terms	Status
A Level In Environmental Science Year 2	ENVS-A2-21/20	A Level	COL2	03/09/2020	25/06/2021	3	Active
A Level In Geography Year 2	GEOG-A2-51/20	A Level	COL5	03/09/2020	25/06/2021	3	Active
A Level In Sociology Year 2	SOCI-A2-41/20	A Level	COL4	03/09/2020	25/06/2021	3	Active

## Student Profile - Timetable

The Timetable tab gives you an overview of your son or daughter's timetable of study for the current academic year. Hovering over the block will provide more information.

STUDENT PROFILE - W\*\*\* G\*\*\*\*\* (O\*\*\*\*\*)

Details Classes Timetable Attendance Exam Entries

Mon	Tue	Wed	Thu	Fri
WEEK B SOCI-A2-41/20 09:15 - 12:30 M5 (H**)		WEEK A GEOG-A2-51/20 09:15 - 12:30 B21 (N**)	WEEK A TUAL-T2-6A-CH/20 09:15 - 11:30 RS1	WEEK A ENVS-A2-21/20 09:15 - 12:30 B23 (R**)
		WEEK B ENVS-A2-21/20 09:15 - 12:30 B23 (R**)		WEEK B GEOG-A2-51/20 09:15 - 12:30 B21 (N**)
WEEK A ENVS-A2-21/20 13:30 - 16:45 B23 (R**)	WEEK A SOCI-A2-41/20 13:30 - 16:45 M5 (H**)		WEEK B SOCI-A2-41/20 13:30 - 16:45 M5 (H**)	
WEEK B GEOG-A2-51/20 13:30 - 16:45 B21 (N**)				

SOVI-A2-41/20 (ROOM M5)  
A Level In Sociology Year 2  
13:30 - 16:45  
H\*\*\*\*\* G\*\*\*\*\* (H\*\*)

## Student Profile - Attendance

The attendance tab gives you an overview of your son or daughter's attendance from when they joined college as well as a weekly summary at the bottom of the screen.

STUDENT PROFILE - W\*\*\*\* G\*\*\*\*\* (O\*\*\*\*\*)

Details Classes Timetable Attendance Exam Entries

### OVERALL CUMULATIVE SUMMARY

Code	Description	Status	Possible	Present	Present (+Auth)	Absent			Punctuality			Cancelled			
						Total	Unauthorised	Late	%	Total Mins					
ENVS-A2-21/20	A Level in Environmental Science Year 2	Active	7	7	100%	7	100%	0	0%	0	0%	0	100%	0	0
GEOG-A2-51/20	A Level in Geography Year 2	Active	5	5	100%	5	100%	0	0%	0	0%	0	100%	0	0
SOCI-A2-41/20	A Level in Sociology Year 2	Active	6	6	100%	6	100%	0	0%	0	0%	0	100%	0	0
TJAL-T2-6A-CHI/20	Tutorial Upper 6th (CHI-6A)	Active	2	1	50%	1	50%	1	50%	1	100%	0	100%	0	0
<b>Total</b>			<b>20</b>	<b>19</b>	<b>95%</b>	<b>19</b>	<b>95%</b>	<b>1</b>	<b>5%</b>	<b>1</b>	<b>100%</b>	<b>0</b>	<b>100%</b>	<b>0</b>	<b>0</b>

### WEEKLY SUMMARY

Week	Pos	Pre	Abs	Aut	%	% (+Aut)	Mon	Tue	Wed	Thu	Fri
21/09/2020	4	4	0	0	100%	100%	/	/	/	/	/
14/09/2020	4	4	0	0	100%	100%	/	/	X	/	/
07/09/2020	5	5	0	0	100%	100%	/	/	/	/	/
31/08/2020	2	1	1	0	50%	50%	X	X	X	0	/

## Student Profile – Exam Results

The exam results tab gives you a summary of exam results on entry to the college and results attained while at college.

STUDENT PROFILE - W\*\*\*\* G\*\*\*\*\* (O\*\*\*\*\*)

Details Classes Timetable Attendance Exam Results Exam Entries

### EXAMINATION RESULTS (ON ENTRY TO RICHARD HUISSH COLLEGE)

Description	Level	Grade	Date Achieved
Pearson Edexcel Level 1/Level 2 GCSE (9-1) in Combined Science	GCSE (Double Award)	C	01/06/20
Pearson Edexcel Level 1/Level 2 GCSE (9-1) in English Language	GCSE (1-9)	C	01/06/20
Pearson Edexcel Level 1/Level 2 GCSE (9-1) in Mathematics	GCSE (1-9)	C	01/06/20
AQA Level 1/Level 2 GCSE (9-1) in English Literature	GCSE (1-9)	C	22/08/20
AQA Level 1/Level 2 GCSE (9-1) in French	GCSE (1-9)	C	22/08/20
AQA Level 1/Level 2 GCSE (9-1) in Geography	GCSE (1-9)	C	22/08/20
AQA Level 1/Level 2 GCSE (9-1) in Religious Studies Specification A	GCSE (1-9)	C	22/08/20

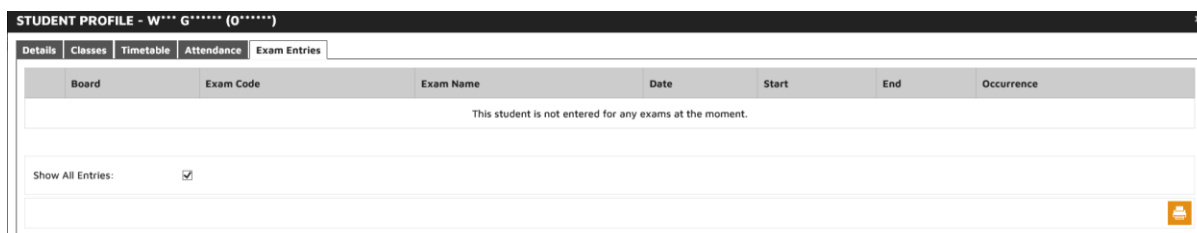
### EXAMINATION RESULTS (ACHIEVED AT RICHARD HUISSH COLLEGE)

Description	Grade	Date Achieved
There are currently no exam results achieved at Richard Huish College for this student.		



## Student Profile – Exam Entries

The exam entries tab shows a summary of any exams your son or daughter has been entered for, with details such as the exam date and start time.



Board	Exam Code	Exam Name	Date	Start	End	Occurrence
This student is not entered for any exams at the moment.						

Show All Entries:

## Student Profile – Progress Review

The Progress Review tab gives you an overview of your son or daughter’s progress from when they joined college.

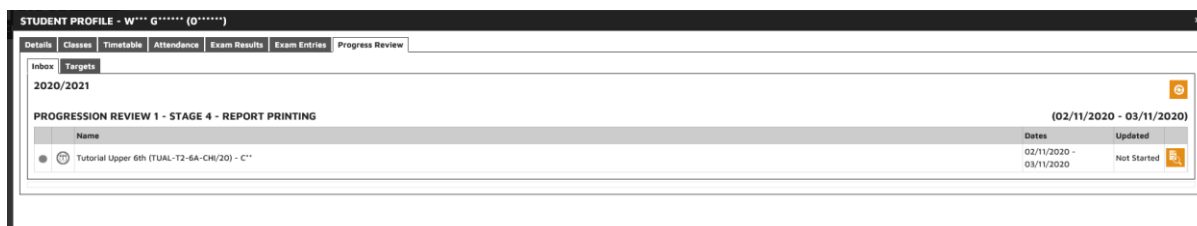
### Guide to Progress Grades:

**Target grade** – an aspirational grade for students to aim for, which is based on their prior attainment in that subject, usually GCSEs.

**Current working grade** – the grade students are currently working at in each subject.

**Projected grade** – the grade students are most likely to achieve in each subject as their final result next Summer. These will be included on a student’s next Progress Review point, after Formal Assessments have taken place.

**UCAS Predicted grade** – an aspirational grade that students have the potential to achieve in each subject. This is often set higher than their projected grade, given that it is common practice to select an insurance university choice and that it is not uncommon for universities to set entry requirements slightly higher than they ultimately accept in the Summer.



Name	Dates	Updated
Tutorial Upper 6th (TUAL-T2-6A-CH/20) - C''	02/11/2020 - 03/11/2020	Not Started